

Ship traffic in ports 2021

Ship traffic in KSA ports rose by 7% in 2021 compared to 2020. The total number of ships traffic in Saudi ports in 2021 was 13.2 thousand ships. Jeddah Islamic Port had the largest share in ship traffic, with 4.1 thousand ships, followed by the King Fahd Industrial Port in Jubail, where ship traffic reached 1.9 thousand ships.

Arriving and departing passengers traffic

The total number of passengers traveling through ports in Saudi Arabia reached 652 thousand in 2021, where the number of passengers increased by 33% compared to 2020. Jazan Port has the highest percentage of arriving and departing passengers, where the number of passengers reached 460,000, or 71% of the total number of passengers traveling through ports in KSA.

Goods unloaded at all ports

The total volume of goods unloaded at all ports in Saudi Arabia reached 119.8 million tons in 2021. Jeddah Islamic Port had the highest percentage of unloaded goods, reaching 29% of the total Saudi ports. Followed by King Fahad Industrial Port (Yanbu) with 22% of the total ports in Saudi Arabia. Jazan Port had the lowest percentage of unloaded goods, amounting to 1% of the total ports in KSA.

Goods unloaded at commercial ports

The percentage of goods unloaded at commercial ports in 2021 dropped by 18% compared to 2020. Foodstuffs were the highest type of goods unloaded at commercial ports, amounting to 51% of the total goods unloaded at commercial ports.

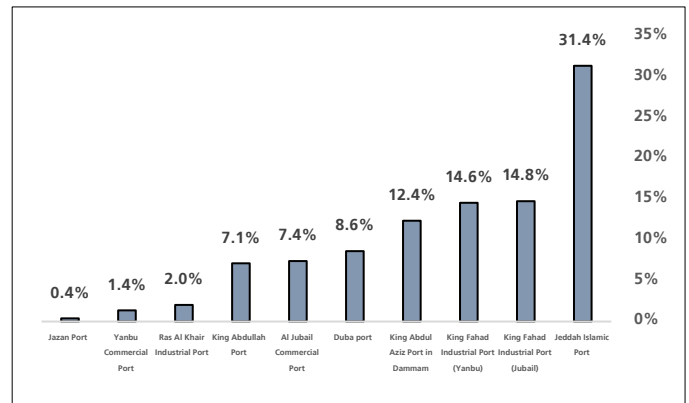
Capacity and Number of Stations

Total capacity of all Saudi ports was 601 million tons, where King Fahd Industrial Port in Jubail had the largest capacity of 210 million tons, followed by Jeddah Islamic Port with a capacity of 130 million tons. The total number of stations reached 32 in Saudi ports, where King Fahd Industrial Port in Yanbu has the largest number of stations.

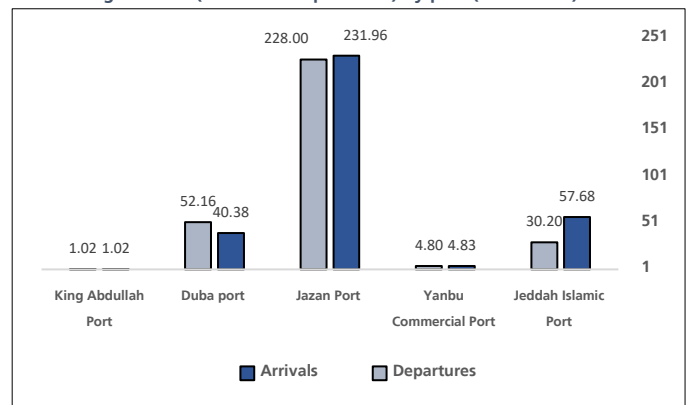
Table (1): WTS Key Indicators 2021

Key indicators	Unit	2020	2021
Goods unloaded at ports	Million tons	115.03	119.75
Passenger Traffic - Departures	Number (thousand)	237	316
Passenger Traffic - Arrivals	Number (thousand)	254	336
Container Traffic - Imports	Number (million)	3.83	3.70
Container Traffic - Exports	Number (million)	3.81	3.69
Ship traffic in ports	Number (thousand)	12.3	13.2
Goods handled in ports	Million tons	328.23	338.53

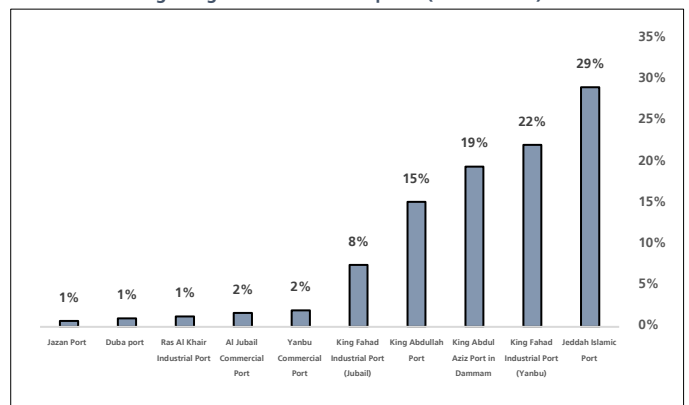
Port traffic ratio for 2021



Passenger traffic (arrivals – departures) by port (thousand) for 2021



Percentage of goods unloaded in ports (million tons) for 2021



Methodology

Water Traffic Statistics publication is an annual register-based publication that is published for the first time. Through which a broad base of statistics is created and used as a reliable basis for conducting surveys and research in the field of water traffic, identifying the traffic of passengers arriving and departing through Saudi ports, the volume of goods unloaded in Saudi ports and the traffic of arriving and departing ships through Saudi ports. The publication is based on administrative records data from Saudi Ports Authority and Economic Cities and Special Zones Authority. [Methodology](#)