

## Total number of Umrah performers reaches 24,715,307 in 2022

The total number of Umrah performers in 2022 reached 24,715,307. The number of Umrah performers who performed Umrah once was 9,517,829, and the percentage of males was 66.06%. The percentage of external Umrah performers reached 33.88%, and the percentage of internal Saudi Umrah performers reached 26.88%. Internal Umrah performers (Saudis and non-Saudis) accounted for 66.12% of the total Umrah performers. (Figure 1)

### External Umrah performers

The total number of external Umrah performers reached 8,372,429 in 2022. The number of male Umrah performers was 3,700,785, which accounted for 44.20%, while the number of female Umrah performers reached 4,671,644, accounting for 55.80%.

### Internal Umrah performers

The total number of internal Umrah performers reached 16,342,878 in 2022, Saudis accounted for 6,642,881 or 40.65%, and non-Saudis accounted for 9,699,997 or 59.35%. The number of internal male Umrah performers reached 11,033,994, accounting for 67.52%, while the percentage of females reached 32.48%. (Figure 2).

### Umrah performers by months

The highest number of external Umrah performers was in April which reached 1,397,323, with a percentage of 16.69% compared to the rest of the months. The month of July recorded the lowest number of external Umrah performers with approximately 133,909. As for the number of internal Umrah performers, the month of April recorded the highest number, which was 5,479,637, accounting for 33.53% compared to the rest of the months.

### Umrah performers by administrative regions

Makkah Region recorded the highest number of internal Umrah performers in 2022, with a percentage of 62.84% of the total internal Umrah performers. Saudis accounted for 35.37% of the total number of Umrah performers from Makkah Region, While North Borders Region recorded the lowest percentage which was 0.25%.

### Internal Umrah performers by month and number of times they performed Umrah

The number of Saudi pilgrims who performed Umrah once reached 4,655,378 pilgrims, and the percentage of males reached 50.32% and females 49.68%. The month of April recorded the highest percentage of internal pilgrims who performed Umrah once, with a rate of 40.99%.

### Entities participating in Umrah organization and the total number of licensed hotels

Umrah was organized by 9,797 external agencies and 491 companies. The total number of licensed hotels in Makkah and Madinah reached 569 hotels. (Figure 3)

Umrah performers	Number		
	Male	Female	Total
Saudi	3,325,251	3,317,630	6,642,881
Non-Saudi	11,409,528	6,662,898	18,072,426
Total	14,734,779	9,980,528	24,715,307

Source: [Tables](#)

Figure 1. Internal Umrah performers by the number of times they performed Umrah

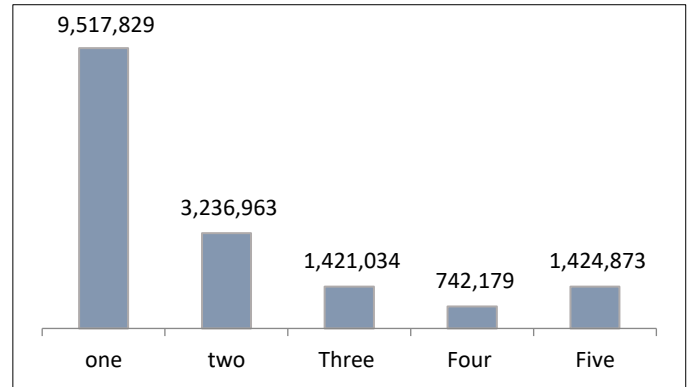


Figure 2. Internal Umrah performers by sex

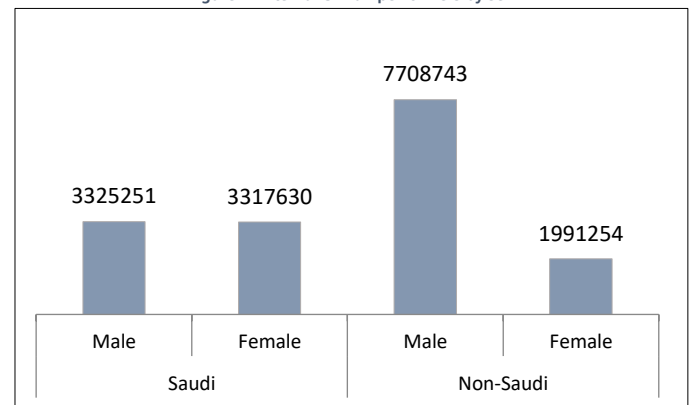
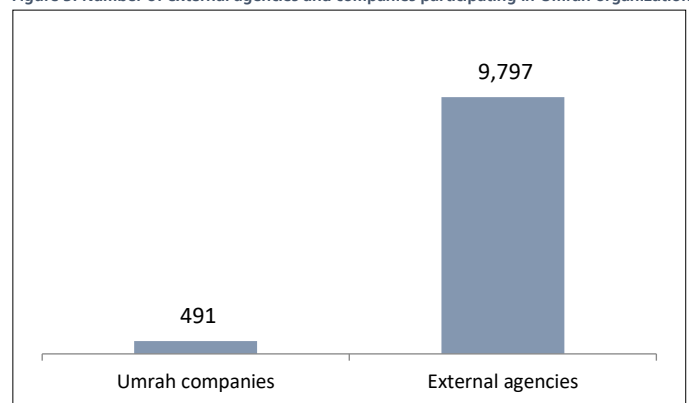


Figure 3. Number of external agencies and companies participating in Umrah organization



### Reference Metadata

Umrah statistics is issued annually, which provides the number and percentage of Umrah performers according to the administrative records of the Ministry of Hajj and Umrah for internal Umrah performers. Data are collected based on (sex, nationality, (Saudi/non-Saudi), administrative region, age groups, Umrah months, and number of Umrah times). As for external Umrah performers, data are collected from the Pilgrim Experience Program based on sex and Umrah months.

[Reference Metadata](#)