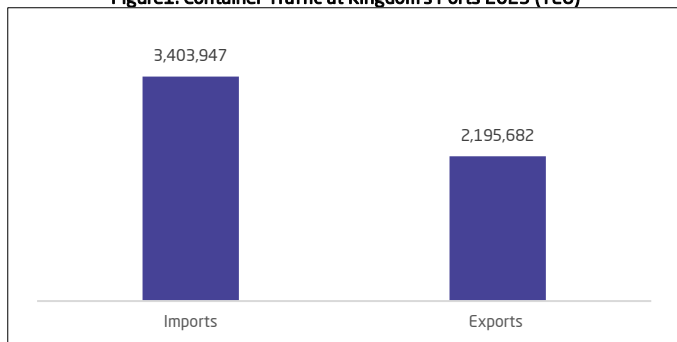


Container traffic increases in Saudi ports during 2023

The results of the 2023 Maritime Transport Statistics Publication showed a 14.6% increase in the inbound and outbound container traffic at the Kingdom's ports compared to 2022. The total inbound and outbound container traffic at Saudi ports exceeded 5 million TEUs (twenty-foot equivalent units). Inbound container traffic was 3.4 million TEUs, and outbound container traffic was 2.2 million TEUs. Figure (1)

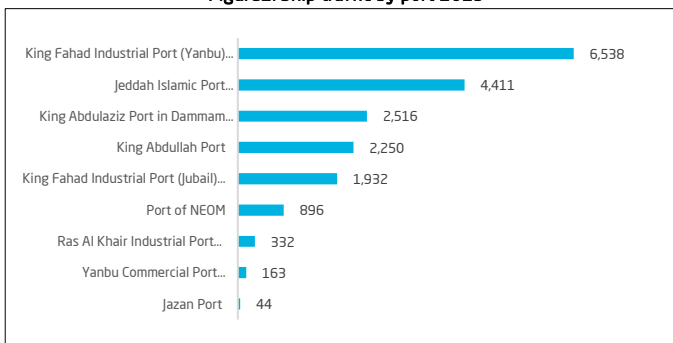
Figure1. Container Traffic at Kingdom's Ports 2023 (TEU)



Ship traffic at Kingdom's ports

The results of the 2023 Maritime Transport Statistics Publication indicated a 33.8% increase in ship traffic at the Kingdom's ports compared to 2022. The total ship traffic at Saudi ports was 19,082 ships. King Fahad Industrial Port in Yanbu had the highest ship traffic, with 6,538 ships, followed by Jeddah Islamic Port with 4,411 ships, and King Abdulaziz Port in Dammam with 2,516 ships. Figure (2)

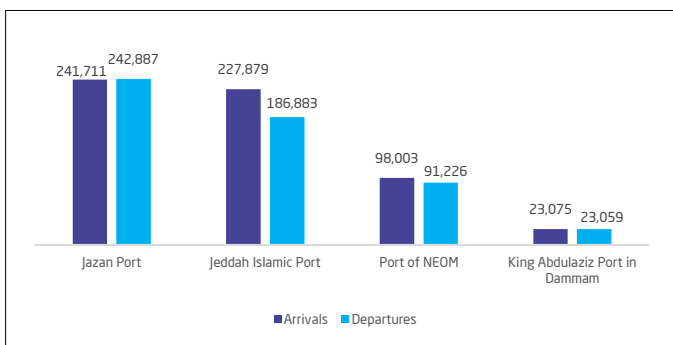
Figure2. Ship traffic by port 2023



Passengers at Kingdom's ports

The results showed that the number of passengers at the Kingdom's ports increased by 11.5% in 2023 compared to 2022. The total number of arriving and departing passengers exceeded one million. Jazan Port recorded the highest total number of arriving and departing passengers, with a total of 484,598 passengers. Figure (3)

Figure3. Arriving and departing passenger traffic by port 2023.



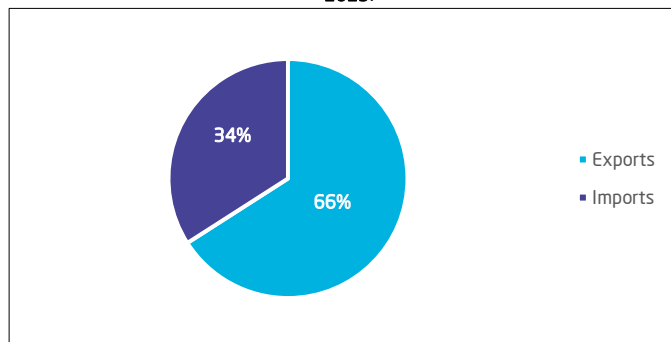
Kingdom's ports infrastructure

The 2023 results indicated that the total area of the Kingdom's ports was 104 square kilometers, with Ras Al Khair Port being the largest at 23 square kilometers. The results also showed that the total number of berths at the ports was 241, and the total number of terminals was 32. King Fahad Industrial Port in Yanbu had the highest number of terminals, followed by King Fahad Industrial Port in Jubail.

Quantity of inbound and outbound cargo at Kingdom's ports

The quantity of outbound cargo amounted to 203.5 million tons for the year 2023, while the quantity of inbound cargo reached 105.1 million tons. King Fahad Industrial Port in Yanbu had the highest exports, totaling 89.8 million tons, whereas Jeddah Islamic Port had the highest imports, totaling 38.9 million tons.

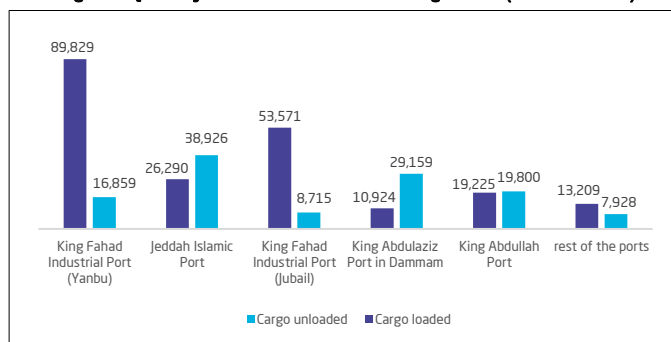
Figure4. Relative distribution of total exports and imports at Kingdom's Ports 2023.



Loaded and unloaded cargos at Kingdom's ports

The quantity of unloaded and loaded cargos at the Kingdom's ports amounted to 334 million tons for the year 2023. The unloaded cargos totaled 121.3 million tons, while the loaded cargos totaled 213 million tons. Jeddah Islamic Port recorded the highest quantity of unloaded cargos at 38.9 million tons, whereas King Fahad Industrial Port in Yanbu recorded the highest quantity of loaded cargos at 89.8 million tons. Figure (5)

Figure5. Quantity of unloaded and loaded Cargo 2023 (thousand tons).



Cranes at Kingdom's ports

In 2023, the number of cranes at the Kingdom's ports reached 989. Among them, there were 463 cranes with a capacity of 10 tons or less, 95 cranes with a capacity of more than 10 tons and up to 20 tons, 357 cranes with a capacity of more than 20 tons and up to 40 tons, and 74 cranes with a capacity of more than 40 tons.

Maritime transport main indicators 2023

Main indicators	Unit	2023
Number of cruise trips passengers	Number	207,321
Number of arriving passengers	Number	590,668
Number of departing passengers	Number	544,055
Ship traffic at ports	Number	19,082
Quantity of outbound cargo	Million Ton	203.54
Quantity of inbound cargo	Million Ton	105.16

Table:

Reference metadata

The Maritime Transport Statistics Publication is an annual publication that provides a comprehensive set of statistics, serving as a reliable base for studies and research in maritime transport. It details passenger traffic arriving and departing through Saudi ports, the volume of unloaded and loaded cargo at the Kingdom's ports, and ship traffic through these ports. The Publication relies on administrative data from the Saudi Ports Authority, the Special Economic Zones Authority, and NEOM Company.

For more details, refer to the reference metadata.