

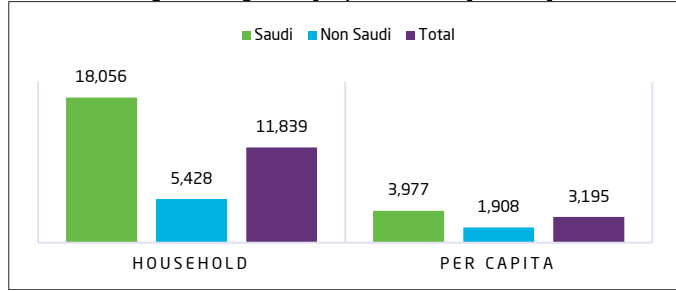
### Average household monthly disposable income reaches 11,839 SAR across Kingdom

Household Income and Consumption Expenditure Statistics is a part of household field surveys conducted within the realm of social statistics. These surveys provide data on income and consumption expenditure patterns in society and highlight the impact of demographic, social, and economic factors on households. For the first time in the 2023 Household Income and Consumption Expenditure Statistics, a methodology for calculating disposable household income and consumption expenditure was implemented. The target sample was selected from the Saudi Census 2022, with a total sample size of 122,325 households. The survey results revealed that the household monthly average disposable income across the Kingdom was SAR 11,839, while the average household monthly consumption expenditure was SAR 10,884. Additionally, the average household monthly final monetary consumption expenditure stood at SAR 9,426.

#### Average monthly disposable income by nationality

According to the results of the 2023 Household Income and Consumption Expenditure Statistics, the average household monthly disposable income across the Kingdom was SAR 11,839, while the average monthly disposable income for Saudi households was SAR 18,056, and for non-Saudi households SAR 5,428. On the other hand, the results indicated that the average per capita monthly disposable income across the Kingdom was SAR 3,195, with Saudi individuals averaging SAR 3,977 and non-Saudi individuals averaging SAR 1,908 monthly. (Figure 1).

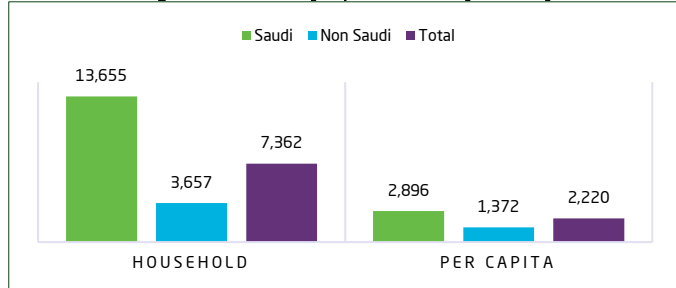
Figure1. Average monthly disposable income by nationality



#### Median monthly disposable income by nationality

Figure 2 illustrates the results of the 2023 Household Income and Consumption Expenditure Statistics, revealing that the median household monthly disposable income across the Kingdom was SAR 7,362, while the median for Saudi households was SAR 13,655 and for non-Saudi households SAR 3,657. Additionally, the results showed that the median per capita monthly disposable income across the Kingdom was SAR 2,220, with Saudi individuals at SAR 2,896 and non-Saudi individuals at SAR 1,372.

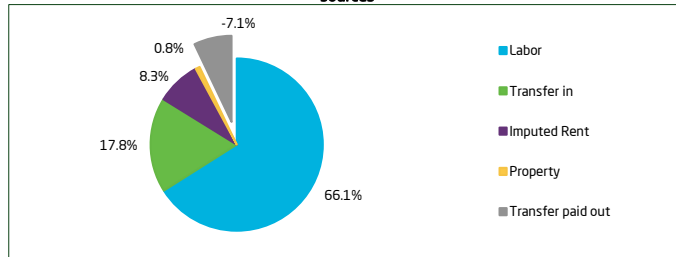
Figure2. Median monthly disposable income by nationality



#### 66.1% of per-capita disposable income results from employment

According to the 2023 Household Income and Consumption Expenditure Statistics, Figure 3 shows that the highest source of per capita disposable income in Saudi Arabia came from employment, followed by remittances received, which accounted for 17.8%. However, the lowest source of disposable income came from property, representing only 0.8%.

Figure3. Relative distribution of per-capita disposable income across the Kingdom by income sources

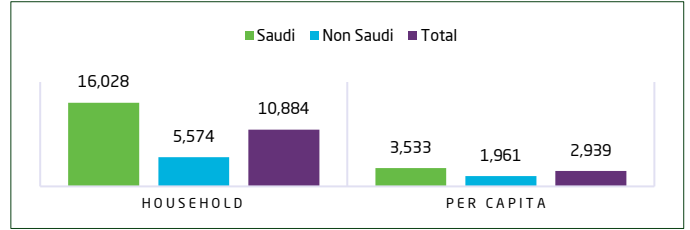


#### Average monthly consumption expenditure by nationality

The survey's results showed that average household monthly consumption expenditure across the Kingdom was SAR 10,884, with the average monthly consumption expenditure for Saudi households being SAR 16,028, compared to SAR 5,574 for non-Saudi households.

The average per-capita monthly consumption expenditure across the Kingdom was SAR 2,939, while the average monthly consumption expenditure was SAR 3,533 per Saudi capita, compared to SAR 1,961 per non-Saudi capita.

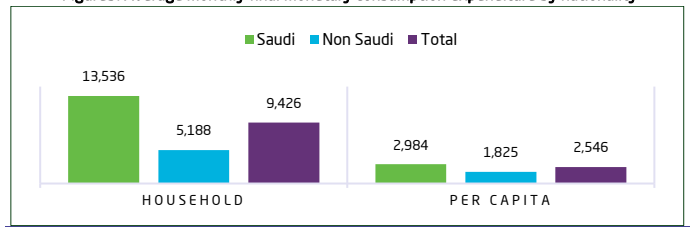
Figure4. Average monthly consumption expenditure by nationality



#### Average monthly final monetary consumption expenditure by nationality

The survey's results indicated that the average household monthly final monetary consumption expenditure across the Kingdom was SAR 9,426, with the average monthly final monetary consumption expenditure for Saudi households being SAR 13,536, compared to 5,188 SAR for non-Saudi households. On the other hand, the survey results showed that the average per capita monthly final monetary consumption expenditure across the Kingdom was SAR 2,546, recording SAR 2,984 and SAR 1,825, respectively per Saudi and non-Saudi capita.

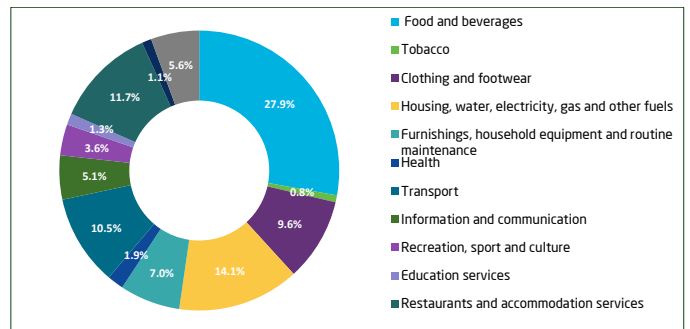
Figure5. Average monthly final monetary consumption expenditure by nationality



#### Relative distribution of households monthly final monetary consumption expenditure by COICOP divisions

Figure 6 illustrates that food and beverages division had the highest household monthly final monetary consumption expenditure, accounting for 27.9%, followed by housing, water, electricity, gas and other fuels division at 14.1%, while tobacco division had the lowest percentage, not exceeding 0.8% of the total household monthly final monetary consumption expenditure.

Figure7. Relative distribution of household monthly final monetary consumption expenditure by COICOP divisions



#### Methodology and Quality

This publication reviews the indicators of household income and consumption expenditure based on the results of the Household Income and Consumption Expenditure Survey 2023, for a sample of 122,325 households selected from the Saudi Census 2022. The main indicators of the survey include the following:

##### Household disposable income:

Household disposable income consists of all income, whether in cash or in kind, received by the household or a member of the household at annual or regular periods. It excludes unpredictable and irregular revenues that are usually gained as one-time income. It is the household's income available for current consumption and represents the net income after excluding current transfers paid to others and social insurance contributions.

##### Household consumption expenditure:

It is the value of expenditures on all goods and services consumed by household members during the reference period, and covers all monetary expenditures on goods and services consumed in addition to the monetary value of consumption from in-kind income such as: food produced on the household farm. It includes expenditures on food at home and food outside the home, expenditures on non-durable and non-food goods and services (excluding expenditures on goods and services that can be considered as investments or savings), the value of the consumption flow that households receive from durable goods, and the value of the consumption flow that households receive from living in the dwelling they own (estimated rent of the owned dwelling).

##### Household final monetary consumption expenditure:

Household expenditures for the direct satisfaction of needs or wants through monetary transactions. It is generally associated with the domestic concept, which includes expenditures made by households, regardless of their nationality or place of residence, on a country's economic territory.

For more details on the methodology and quality report and detailed tables of the survey, click on [Methodology and Quality, Publication Table](#).